

QS PENGENDALIAN PENCAIRAN DANA BLM PENGEMBANGAN KAPASITAS MASYARAKAT (PKM) TA 2014

Wilayah 1

Update :

| No | Provinsi | Jumlah Kota / Kabupaten | Jumlah Desa | Alokasi Dana yang seharusnya Cair (Rp. 3.300.000 per Desa/Kelurahan) | capaian Kegiatan Dana BLM Pengembangan Kapasitas Masyarakat | | | | | Dana di Rek BKM (Rp) | Sisa Dana Yang Belum Dicairkan |
|--------------------|---------------------------|-------------------------|--------------|--|--|-----------------------------------|---------------------------------|--|------------------------------------|-----------------------|--------------------------------|
| | | | | | Penyusunan Rencana Pengembangan Kapasitas Masy. (Jml Desa/Kel) | Penyusunan SPPB (Jumlah Desa/Kel) | Berkas Pencairan (Jml Desa/Kel) | Pembentukan Panitia Pelaksana (Jml Desa/Kel) | Penyusunan Proposal (Jml Desa/Kel) | | |
| 1 | 2 | 3 | 4 | 5 | 6 | 7 | 8 | 9 | 10 | 11 | 12 |
| 1 | SUMATERA UTARA | 14 | 622 | 2.052.600.000 | 622 | 622 | 622 | 622 | 622 | 2.049.300.000 | 3.300.000 |
| 2 | SUMATERA BARAT | 11 | 369 | 1.217.700.000 | 369 | 369 | 369 | 369 | 369 | 1.217.700.000 | - |
| 3 | RIAU | 5 | 127 | 419.100.000 | 127 | 127 | 127 | 127 | 127 | 419.100.000 | - |
| 4 | JAMBI | 2 | 80 | 264.000.000 | 80 | 80 | 80 | 80 | 80 | 264.000.000 | - |
| 5 | SUMATERA SELATAN | 7 | 307 | 1.013.100.000 | 307 | 307 | 307 | 307 | 307 | 1.013.100.000 | - |
| 6 | BENGGKULU | 3 | 131 | 432.300.000 | 131 | 131 | 131 | 131 | 131 | 432.300.000 | - |
| 7 | LAMPUNG | 4 | 153 | 504.900.000 | 153 | 153 | 153 | 153 | 153 | 504.900.000 | - |
| 8 | KEPULAUAN BANGKA BELITUNG | 5 | 98 | 323.400.000 | 97 | 97 | 97 | 97 | 97 | 320.100.000 | 3.300.000 |
| 9 | KEPULAUAN RIAU | 4 | 109 | 359.700.000 | 109 | 109 | 109 | 109 | 109 | 359.700.000 | - |
| 10 | DKI JAKARTA | 6 | 261 | 861.300.000 | 261 | 261 | 261 | 261 | 261 | 861.300.000 | - |
| 11 | JAWA BARAT | 27 | 1.701 | 5.613.300.000 | 1.701 | 1.701 | 1.701 | 1.701 | 1.701 | 5.613.300.000 | - |
| 12 | BANTEN | 7 | 392 | 1.293.600.000 | 392 | 392 | 392 | 392 | 392 | 1.293.600.000 | - |
| 13 | KALIMANTAN BARAT | 5 | 88 | 290.400.000 | 87 | 87 | 87 | 87 | 87 | 287.100.000 | 3.300.000 |
| Grand Total | | 100 | 4.438 | 14.645.400.000 | 4.436 | 4.436 | 4.436 | 4.436 | 4.436 | 14.635.500.000 | 9.900.000 |

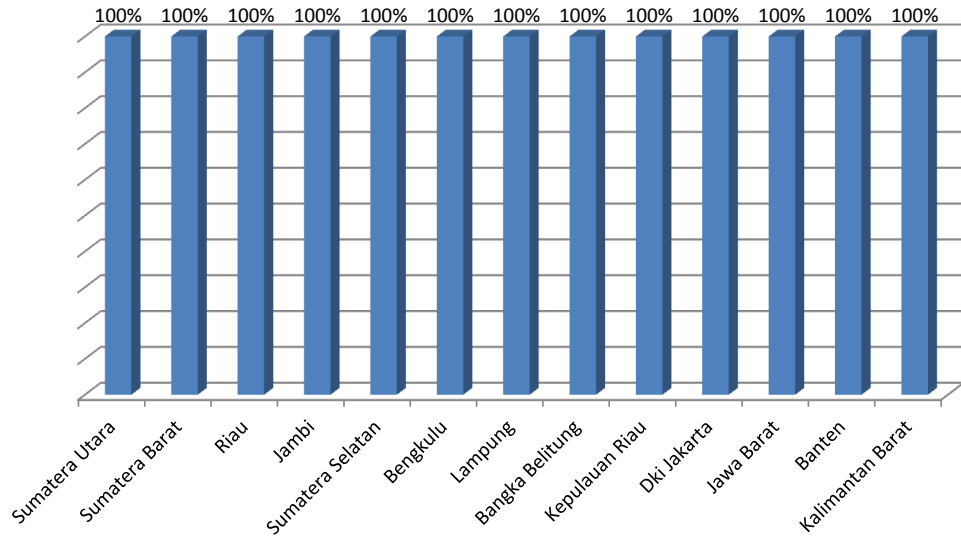
| % Cair ke Rek BKM Terhadap Alokasi Seharusnya | Dana dari BKM Ke rek Panitia (Rp) | PEMANFAATAN DANA PELATIHAN | | TOTAL | Capaian Pemanfaatan Dana (%) | Pelatihan Penguatan BKM/Aparat/RT/RW | | | | Nilai Rata-rata Lembar Kendali Pengembangan Kapasitas Masyarakat | Media Warga | |
|---|-----------------------------------|----------------------------|----------------------|-----------------------|------------------------------|--------------------------------------|---------------|---------------|----------------|--|---------------|-------------------------|
| | | BLM/APBN | SWADAYA | | | Jml Kelurahan | Laki2 | Perempuan | Total | | Jml Kelurahan | Jml Dana yang digunakan |
| | | | | | | | | | | | | |
| 13 | 14 | 15 | 15 | 17 | | 18 | 19 | 20 | 21 | 22 | 23 | 24 |
| 99,87% | 2.049.300.000 | 2.049.300.000 | 125.830.000 | 2.175.130.000 | 100,00% | 621 | 9.559 | 8.706 | 18.265 | 100,00% | 621 | 465.750.000 |
| 100,00% | 1.217.700.000 | 1.217.700.000 | 51.085.000 | 1.268.785.000 | 100,00% | 369 | 4.428 | 6.501 | 10.929 | 106,57% | 369 | 276.750.000 |
| 100,00% | 419.100.000 | 419.100.000 | 70.465.000 | 489.565.000 | 100,00% | 127 | 2.204 | 1.645 | 3.849 | 100,00% | 127 | 95.250.000 |
| 100,00% | 264.000.000 | 263.500.000 | 2.400.000 | 265.900.000 | 0,00% | 80 | 994 | 1.301 | 2.295 | 97,31% | 79 | 59.500.000 |
| 100,00% | 1.013.100.000 | 1.013.100.000 | 24.150.000 | 1.037.250.000 | 0,00% | 307 | 5.183 | 3.827 | 9.010 | 100,00% | 307 | 230.250.000 |
| 100,00% | 432.300.000 | 432.300.000 | - | 432.300.000 | 100,00% | 131 | 2.216 | 1.669 | 3.885 | 100,00% | 131 | 98.250.000 |
| 100,00% | 504.900.000 | 504.900.000 | 122.605.000 | 627.505.000 | 0,00% | 153 | 2.594 | 1.563 | 4.157 | 100,00% | 153 | 114.750.000 |
| 98,46% | 320.100.000 | 320.100.000 | 595.000 | 320.695.000 | 0,00% | 97 | 1.393 | 1.380 | 2.773 | 98,09% | 97 | 72.750.000 |
| 100,00% | 359.700.000 | 359.700.000 | 1.100.000 | 360.800.000 | 0,00% | 109 | 1.976 | 1.322 | 3.298 | 100,00% | 109 | 81.750.000 |
| 100,00% | 861.300.000 | 861.300.000 | 24.825.000 | 886.125.000 | 100,00% | 261 | 4.844 | 2.767 | 7.611 | 100,00% | 261 | 195.750.000 |
| 100,00% | 5.613.300.000 | 5.613.300.000 | 569.378.000 | 6.182.678.000 | 0,00% | 1.699 | 31.907 | 18.779 | 50.686 | 100,00% | 1.683 | 1.275.750.000 |
| 100,00% | 1.293.600.000 | 1.293.600.000 | 56.759.000 | 1.350.359.000 | 0,00% | 392 | 7.354 | 3.546 | 10.900 | 100,00% | 392 | 294.000.000 |
| 100,00% | 287.100.000 | 279.000.000 | 71.327.000 | 350.327.000 | 0,00% | 85 | 1.451 | 1.009 | 2.460 | 94,04% | 83 | 62.250.000 |
| 99,93% | 14.635.500.000 | 14.626.900.000 | 1.120.519.000 | 15.747.419.000 | 99,94% | 4.431 | 76.103 | 54.015 | 130.118 | | 4.412 | 3.322.750.000 |

QS PENGENDALIAN DANA BLM PKM TA 2014

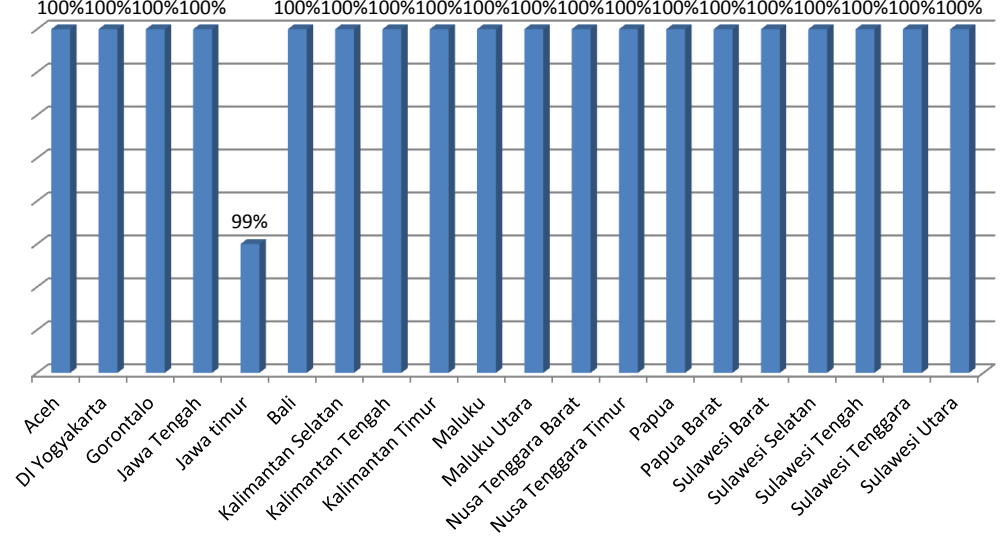
Update 14 Mei 2015

| No | Provinsi | Jmlh Kota / Kab | Jumlah Desa | DANA DI REK BKM (Rp) | DANA DARI BKM KE PANITIA PELAKSANA (Rp) | PEMANFAATAN DANA PELATIHAN | | TOTAL | % Pemanfaatan Dana | Pelatihan Penguatan BKM/UP/Aparat Kel | | | | | Media Warga | |
|-------------------------|---------------------|-----------------|--------------|-----------------------|---|----------------------------|----------------------|-----------------------|--------------------|---------------------------------------|----------------|---------------|----------------|--------------------------------|---------------|-------------------------|
| | | | | | | BLM/APBN | SWADAYA | | | Jml Kelurahan | Laki2 | Perempuan | Total | Nilai Rata-Rata Lembar Kendali | Jml Kelurahan | Jml Dana yang digunakan |
| | | | | | | | | | | | | | | | | |
| 1 | Aceh | 12 | 426 | 1.405.800.000 | 1.405.800.000 | 1.405.800.000 | 18.350.500 | 1.424.150.500 | 100% | 426 | 5623 | 5291 | 10914 | 15,74 | 426 | 319.500.000 |
| 2 | DI Yogyakarta | 4 | 178 | 587.400.000 | 587.400.000 | 587.400.000 | 34.168.000 | 621.568.000 | 100% | 178 | 3.451 | 1.859 | 5.310 | 183 | 178 | 73.500.000 |
| 3 | Gorontalo | 2 | 73 | 240.900.000 | 240.900.000 | 240.900.000 | 33.032.500 | 273.932.500 | 100% | 73 | 715 | 1.476 | 2.191 | 1.245 | 71 | 54.750.000 |
| 4 | Jawa Tengah | 35 | 2.002 | 6.606.600.000 | 6.606.600.000 | 6.606.600.000 | 13.564.000 | 6.620.164.000 | 100% | 2.002 | 46.571 | 19.041 | 65.612 | | 2.002 | 1.501.500.000 |
| 5 | Jawa timur | 36 | 1.865 | 6.111.600.000 | 4.722.600.000 | 4.661.100.000 | 479.148.350 | 5.140.248.350 | 99% | 1.826 | 36.517 | 16.163 | 53.161 | | 1.820 | 582.896.750 |
| 6 | Bali | 5 | 130 | 429.000.000 | 429.000.000 | 429.000.000 | 43.645.000 | 472.645.000 | 100% | 130 | 2.160 | 1.740 | 3.870 | 81 | 130 | 97.500.000 |
| 7 | Kalimantan Selatan | 10 | 239 | 788.700.000 | 788.700.000 | 788.700.000 | 113.460.000 | 902.160.000 | 100% | 239 | 4.029 | 3.169 | 7.198 | | 239 | 179.250.000 |
| 8 | Kalimantan Tengah | 2 | 41 | 135.300.000 | 135.300.000 | 135.300.000 | 6.100.000 | 141.400.000 | 100% | 41 | 730 | 505 | 1.235 | 0,9 | 41 | 30.750.000 |
| 9 | Kalimantan Timur | 10 | 181 | 597.300.000 | 597.300.000 | 597.300.000 | 461.550.000 | 1.058.850.000 | 100% | 181 | 2.496 | 2.343 | 5.279 | 3.013 | 181 | 135.750.000 |
| 10 | Maluku | 3 | 84 | 277.200.000 | 277.200.000 | 277.200.000 | - | 277.200.000 | 100% | 80 | 1.126 | 779 | 1.164 | | 35 | 60.000.000 |
| 11 | Maluku Utara | 2 | 149 | 491.700.000 | 491.700.000 | 491.700.000 | 36.125.000 | 527.825.000 | 100% | 148 | 2.057 | 1.694 | 3.751 | 17 | 51 | 38.250.002 |
| 12 | Nusa Tenggara Barat | 6 | 218 | 719.400.000 | 719.400.000 | 719.400.000 | 170.254.000 | 889.654.000 | 100% | 218 | 4.210 | 2.401 | 6.611 | 16,66 | 218 | 163.500.000 |
| 13 | Nusa Tenggara Timur | 9 | 130 | 429.000.000 | 429.000.000 | 429.000.000 | 52.965.000 | 481.965.000 | 100% | 130 | 1.967 | 1.393 | 3.360 | 1.098 | 130 | 97.500.000 |
| 14 | Papua | 1 | 39 | 128.700.000 | 128.700.000 | 128.700.000 | 11.700.000 | 140.400.000 | 100% | 39 | 780 | 390 | 1.170 | 30 | 39 | 29.250.000 |
| 15 | Papua Barat | 2 | 41 | 135.300.000 | 135.300.000 | 135.300.000 | 18.250.000 | 153.550.000 | 100% | 41 | 543 | 423 | 966 | 17 | 41 | 30.750.000 |
| 16 | Sulawesi Barat | 2 | 17 | 56.100.000 | 56.100.000 | 56.100.000 | 3.998.000 | 60.098.000 | 100% | 17 | 221 | 249 | 470 | 31 | 17 | 12.750.000 |
| 17 | Sulawesi Selatan | 14 | 321 | 1.059.300.000 | 1.059.300.000 | 1.059.300.000 | 229.505.000 | 1.288.805.000 | 100% | 321 | 4.805 | 4.742 | 9.547 | 17 | 321 | 240.750.000 |
| 18 | Sulawesi Tengah | 3 | 58 | 191.400.000 | 191.400.000 | 191.400.000 | 12.500.000 | 203.900.000 | 100% | 58 | 922 | 606 | 1.528 | 49 | 58 | 43.500.000 |
| 19 | Sulawesi Tenggara | 4 | 129 | 425.700.000 | 425.700.000 | 425.700.000 | - | 425.700.000 | 100% | 129 | 2.441 | 1.417 | 3.858 | 16 | 129 | 96.750.000 |
| 20 | Sulawesi Utara | 7 | 307 | 1.013.100.000 | 1.013.100.000 | 1.013.100.000 | 1.013.100.000 | 2.026.200.000 | 100% | 261 | 3.158 | 3.711 | 6.939 | | 307 | 230.250.000 |
| Jumlah Wilayah 2 | | 169 | 6.628 | 21.829.500.000 | 20.440.500.000 | 20.379.000.000 | 2.751.415.350 | 23.130.415.350 | 99% | 6.538 | 124.522 | 69.392 | 194.134 | 5.830 | 6.434 | 4.018.646.752 |

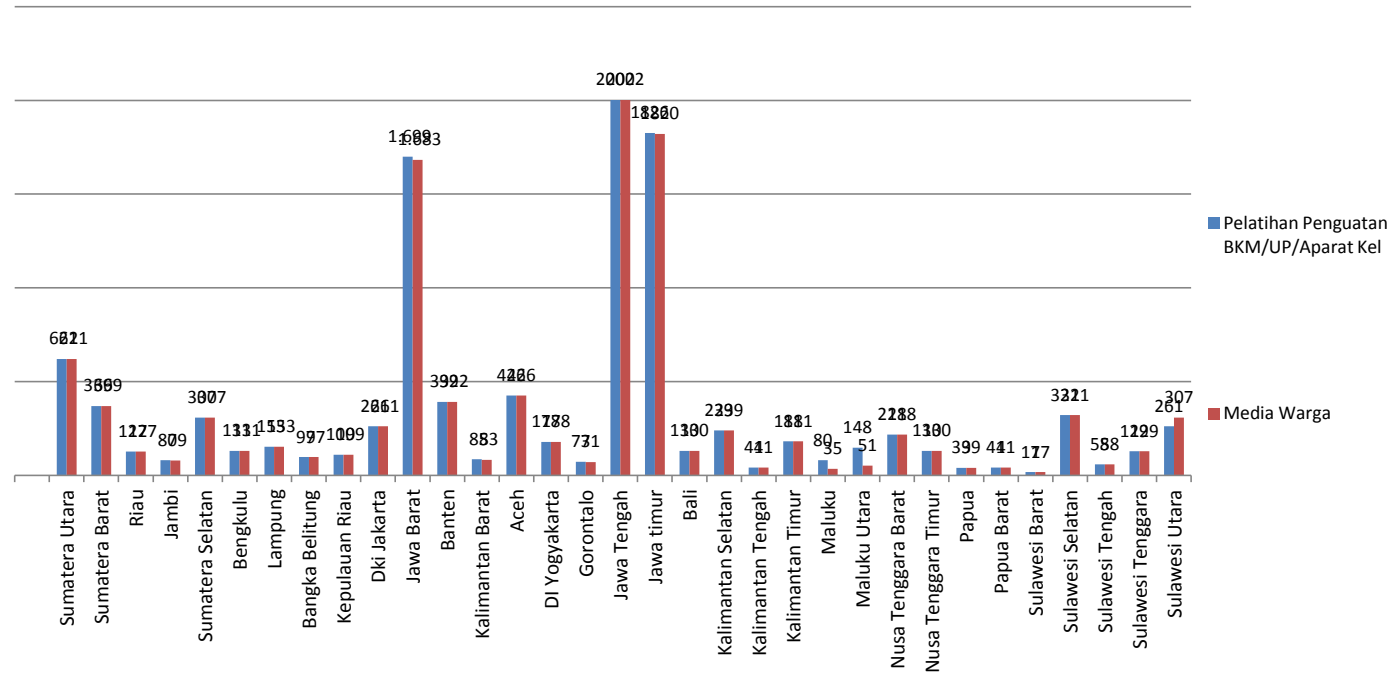
% PEMANFAATAN DANA PELATIHAN WIL AYAH 1



% PEMANFAATAN DANA PELATIHAN WIL AYAH 2



Jumlah Kelurahan/Desa Yang Telah melakukan pelatihan dan media warga



Peserta Pelatihan Penguatan BKM/UP/Aparat Kel

