

**QS PENGENDALIAN PENCAIRAN DANA BLM PENGEMBANGAN KAPASITAS MASYARAKAT (PKM) TA 2014**

Wilayah 1

Update :

| No                 | Provinsi                  | Jumlah Kota / Kab | Jumlah Desa  | Alokasi Dana yang seharusnya Cair (Rp. 3.300.000 per Desa/Kelurahan) | capaian Kegiatan Dana BLM Pengembangan Kapasitas Masyarakat    |                                   |                                 |  |                                    | Dana di Rek BKM (Rp)  | Sisa Dana Yang Belum Dicairkan |
|--------------------|---------------------------|-------------------|--------------|--|--|-----------------------------------|---------------------------------|--|------------------------------------|-----------------------|--------------------------------|
|                    |                           |                   |              |  | Penyusunan Rencana Pengembangan Kapasitas Masy. (Jml Desa/Kel) | Penyusunan SPPB (Jumlah Desa/Kel) | Berkas Pencairan (Jml Desa/Kel) | Pembentukan Panitia Pelaksana (Jml Desa/Kel) | Penyusunan Proposal (Jml Desa/Kel) |                       |                                |
| 1                  | 2                         | 3                 | 4            | 5  | 6  | 7                                 | 8                               | 9  | 10                                 | 11                    | 12                             |
| 1                  | SUMATERA UTARA            | 14                | 622          | 2.052.600.000  | 622  | 622                               | 622                             | 622  | 622                                | 2.049.300.000         | 3.300.000                      |
| 2                  | SUMATERA BARAT            | 11                | 369          | 1.217.700.000  | 369  | 369                               | 369                             | 369  | 210                                | 1.217.700.000         | -                              |
| 3                  | RIAU                      | 5                 | 127          | 419.100.000  | 127  | 127                               | 127                             | 127  | 127                                | 419.100.000           | -                              |
| 4                  | JAMBI                     | 2                 | 80           | 264.000.000  | 80   | 80                                | 80                              | 80   | 80                                 | 264.000.000           | -                              |
| 5                  | SUMATERA SELATAN          | 7                 | 307          | 1.013.100.000  | 307  | 307                               | 307                             | 307  | 307                                | 1.013.100.000         | -                              |
| 6                  | BENGKULU                  | 3                 | 131          | 432.300.000  | 131  | 131                               | 131                             | 131  | 131                                | 432.300.000           | -                              |
| 7                  | LAMPUNG                   | 4                 | 153          | 504.900.000  | 153  | 153                               | 153                             | 153  | 153                                | 504.900.000           | -                              |
| 8                  | KEPULAUAN BANGKA BELITUNG | 5                 | 98           | 323.400.000  | 97   | 97                                | 97                              | 97   | 97                                 | 320.100.000           | 3.300.000                      |
| 9                  | KEPULAUAN RIAU            | 4                 | 109          | 359.700.000  | 109  | 109                               | 109                             | 108  | 109                                | 359.700.000           | -                              |
| 10                 | DKI JAKARTA               | 6                 | 261          | 861.300.000  | 261  | 261                               | 261                             | 177  | 177                                | 861.300.000           | -                              |
| 11                 | JAWA BARAT                | 27                | 1.701        | 5.613.300.000  | 1.701  | 1.701                             | 1.701                           | 1.701  | 1.701                              | 5.613.300.000         | -                              |
| 12                 | BANTEN                    | 7                 | 392          | 1.293.600.000  | 392  | 392                               | 392                             | 392  | 392                                | 1.293.600.000         | -                              |
| 13                 | KALIMANTAN BARAT          | 5                 | 88           | 290.400.000  | 88   | 88                                | 88                              | 88   | 88                                 | 290.400.000           | -                              |
| <b>Grand Total</b> |                           | <b>100</b>        | <b>4.438</b> | <b>14.645.400.000</b>  | <b>4.437</b>   | <b>4.437</b>                      | <b>4.437</b>                    | <b>4.352</b>                                 | <b>4.194</b>                       | <b>14.638.800.000</b> | <b>6.600.000</b>               |

| % Cair ke Rek BKM Terhadap Alokasi Seharusnya | Dana dari BKM Ke rek Panitia (Rp) | PEMANFAATAN DANA PELATIHAN |                    | TOTAL                 | Capaian Pemanfaatan Dana (%) | Pelatihan Penguatan BKM/Aparat/RT/RW |               |               |                | Nilai Rata-rata Lembar Kendali Pengembangan Kapasitas Masyarakat | Media Warga   |                         |
|---|-----------------------------------|----------------------------|--------------------|-----------------------|------------------------------|--------------------------------------|---------------|---------------|----------------|--|---------------|-------------------------|
|   |                                   | BLM/APBN                   | SWADAYA            |                       |                              | Jml Kel                              | Laki2         | Perempuan     | Total          |  | Jml Kelurahan | Jml Dana yang digunakan |
|   |                                   |                            |                    |                       |                              |                                      |               |               |                |  |               |                         |
| 99,87%  | 2.046.000.000                     | 2.046.000.000              | 125.830.000        | 2.171.830.000         | 99,84%                       | 620                                  | 9.546         | 8.689         | 18.235         | 99,84%   | 620           | 345.250.000             |
| 100,00%                                       | 1.217.700.000                     | 1.122.150.000              | 51.085.000         | 1.173.235.000         | 92,15%                       | 368                                  | 4.411         | 6.488         | 10.899         | 97,46%   | 347           | 183.750.000             |
| 100,00%                                       | 392.700.000                       | 392.700.000                | 69.765.000         | 462.465.000           | 93,70%                       | 119                                  | 2.026         | 1.583         | 3.609          | 90,49%   | 92            | 54.500.000              |
| 100,00%                                       | 260.700.000                       | 241.750.000                | 2.400.000          | 244.150.000           | 0,00%                        | 78                                   | 912           | 1.237         | 2.149          | 91,57%   | 73            | 42.850.000              |
| 100,00%                                       | 1.013.100.000                     | 1.013.100.000              | 24.150.000         | 1.037.250.000         | 0,00%                        | 307                                  | 5.183         | 3.827         | 9.010          | 100,00%  | 307           | 230.250.000             |
| 100,00%                                       | 432.300.000                       | 432.200.000                | -                  | 432.200.000           | 99,98%                       | 131                                  | 2.216         | 1.669         | 3.885          | 99,98%   | 131           | 98.250.000              |
| 100,00%                                       | 504.900.000                       | 390.150.000                | 122.605.000        | 512.755.000           | 0,00%                        | 153                                  | 2.594         | 1.563         | 4.157          | 77,27%   | 153           | 75.750.000              |
| 98,46%  | 239.750.000                       | 229.100.000                | 595.000            | 229.695.000           | 0,00%                        | 77                                   | 1.025         | 954           | 1.979          | 71,57%   | 51            | 27.250.000              |
| 100,00%                                       | 356.400.000                       | 356.400.000                | 1.100.000          | 357.500.000           | 0,00%                        | 108                                  | 1.966         | 1.302         | 3.268          | 95,00%   | 108           | 81.000.000              |
| 100,00%                                       | 759.550.000                       | 759.550.000                | 8.815.000          | 768.365.000           | 88,19%                       | 261                                  | 4.331         | 2.480         | 6.811          | 88,19%   | 203           | 96.500.000              |
| 100,00%                                       | 5.247.600.001                     | 4.308.450.001              | 423.739.000        | 4.732.189.001         | 0,00%                        | 1.342                                | 23.396        | 13.948        | 37.344         | 93,49%   | 1.314         | 928.625.000             |
| 100,00%                                       | 1.293.600.000                     | 1.293.600.000              | 56.759.000         | 1.350.359.000         | 0,00%                        | 392                                  | 7.354         | 3.546         | 10.900         | 100,00%  | 392           | 294.000.000             |
| 100,00%                                       | 168.900.000                       | 147.450.000                | 22.600.000         | 170.050.000           | 0,00%                        | 54                                   | 979           | 577           | 1.556          | 50,77%   | 13            | 9.750.000               |
| <b>99,95%</b>                                 | <b>13.933.200.001</b>             | <b>12.732.600.001</b>      | <b>909.443.000</b> | <b>13.642.043.001</b> | <b>86,98%</b>                | <b>4.010</b>                         | <b>65.939</b> | <b>47.863</b> | <b>113.802</b> |  | <b>3.804</b>  | <b>2.467.725.000</b>    |

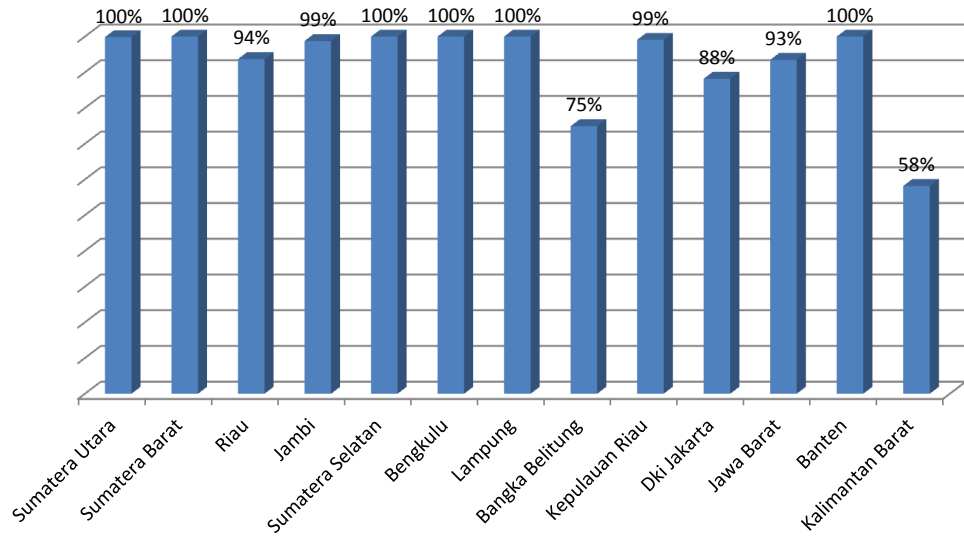
**QS PENGENDALIAN DANA BLM PKM TA 2014**

Update 26 Februari 2015

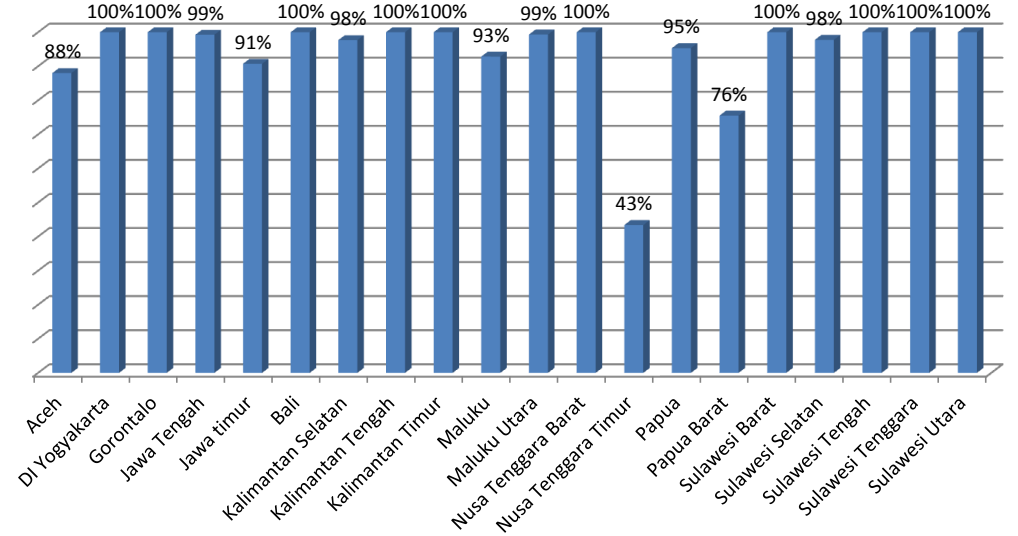
| No                      | Provinsi            | Jumlah Kota / Kab | Jumlah Desa | DANA DI REK BKM (Rp) | DANA DARI BKM KE PANITIA PELAKSANA (Rp) | PEMANFAATAN DANA PELATIHAN |               | TOTAL          |
|-------------------------|---------------------|-------------------|-------------|----------------------|---|----------------------------|---------------|----------------|
|                         |                     |                   |             |                      |   | BLM/APBN                   | SWADAYA       |                |
| 1                       | Aceh                | 12                | 426         | 1.405.800.000        | 1.237.200.000                           | 1.237.200.000              | 13.850.500    | 1.251.050.500  |
| 2                       | DI Yogyakarta       | 4                 | 178         | 587.400.000          | 587.400.000                             | 587.400.000                | 34.168.000    | 621.568.000    |
| 3                       | Gorontalo           | 2                 | 73          | 240.900.000          | 240.900.000                             | 232.650.000                | 33.032.500    | 265.682.500    |
| 4                       | Jawa Tengah         | 35                | 2.002       | 6.606.600.000        | 6.557.850.000                           | 6.557.850.000              | 13.564.000    | 6.571.414.000  |
| 5                       | Jawa timur          | 36                | 1.865       | 6.111.600.000        | 5.545.050.000                           | 4.302.750.000              | 435.774.750   | 4.738.524.750  |
| 6                       | Bali                | 5                 | 130         | 429.000.000          | 429.000.000                             | 429.000.000                | 43.645.000    | 472.645.000    |
| 7                       | Kalimantan Selatan  | 10                | 239         | 788.700.000          | 770.400.000                             | 606.900.000                | 113.460.000   | 720.360.000    |
| 8                       | Kalimantan Tengah   | 2                 | 41          | 135.300.000          | 135.300.000                             | 135.300.000                | 6.100.000     | 141.400.000    |
| 9                       | Kalimantan Timur    | 10                | 181         | 597.300.000          | 597.300.000                             | 597.300.000                | 461.550.000   | 1.058.850.000  |
| 10                      | Maluku              | 3                 | 84          | 277.200.000          | 257.400.000                             | 198.800.000                | -             | 198.800.000    |
| 11                      | Maluku Utara        | 2                 | 149         | 491.700.000          | 488.400.000                             | 488.400.000                | 23.197.000    | 511.597.000    |
| 12                      | Nusa Tenggara Barat | 6                 | 218         | 719.400.000          | 719.400.000                             | 543.150.000                | 160.251.500   | 703.401.500    |
| 13                      | Nusa Tenggara Timur | 9                 | 130         | 429.000.000          | 186.150.000                             | 186.150.000                | 29.530.000    | 215.680.000    |
| 14                      | Papua               | 1                 | 39          | 128.700.000          | 122.700.000                             | 122.700.000                | 11.700.000    | 134.400.000    |
| 15                      | Papua Barat         | 2                 | 41          | 135.300.000          | 102.200.000                             | 86.700.000                 | 16.550.000    | 103.250.000    |
| 16                      | Sulawesi Barat      | 2                 | 17          | 56.100.000           | 56.100.000                              | 43.350.000                 | 3.998.000     | 47.348.000     |
| 17                      | Sulawesi Selatan    | 14                | 321         | 1.059.300.000        | 1.035.700.000                           | 977.750.000                | 202.955.000   | 1.180.705.000  |
| 18                      | Sulawesi Tengah     | 3                 | 58          | 191.400.000          | 191.400.000                             | 191.400.000                | 12.500.000    | 203.900.000    |
| 19                      | Sulawesi Tenggara   | 4                 | 129         | 425.700.000          | 425.700.000                             | 425.700.000                | -             | 425.700.000    |
| 20                      | Sulawesi Utara      | 7                 | 307         | 1.013.100.000        | 1.013.100.000                           | 872.400.000                | 207.737.310   | 1.080.137.310  |
| <b>Jumlah Wilayah 2</b> |                     | 169               | 6.628       | 21.829.500.000       | 20.698.650.000                          | 18.822.850.000             | 1.823.563.560 | 20.646.413.560 |

| % Pemanfaatan Dana | Pelatihan Penguatan BKM/UP/Aparat Kel |         |           |         |                                | Media Warga   |                         |
|--------------------|---------------------------------------|---------|-----------|---------|--------------------------------|---------------|-------------------------|
|                    | Jml Kelurahan                         | Laki2   | Perempuan | Total   | Nilai Rata-Rata Lembar Kendali | Jml Kelurahan | Jml Dana yang digunakan |
| 88%                | 324                                   | 4719    | 4790      | 9509    | 12,14                          | 354           | 270.750.000             |
| 100%               | 178                                   | 3.451   | 1.859     | 5.310   | 183                            | 178           | 73.500.000              |
| 97%                | 73                                    | 715     | 1.476     | 2.191   | 1.245                          | 71            | 46.500.000              |
| 99%                | 2.002                                 | 46.571  | 19.041    | 65.612  |                                | 2.002         | 1.452.750.000           |
| 70%                | 1.676                                 | 33.785  | 14.526    | 48.792  |                                | 1.071         | 267.167.029             |
| 100%               | 130                                   | 2.160   | 1.740     | 3.870   | 81                             | 130           | 97.500.000              |
| 77%                | 239                                   | 4.029   | 3.169     | 7.198   |                                | 142           | 104.500.000             |
| 100%               | 41                                    | 730     | 505       | 1.235   | 0,9                            | 41            | 30.750.000              |
| 100%               | 181                                   | 2.496   | 2.343     | 5.279   | 3.013                          | 181           | 135.750.000             |
| 72%                | 78                                    | 1.050   | 730       | 1.115   |                                | 35            | 57.000.000              |
| 99%                | 148                                   | 1.582   | 1.298     | 2.880   | 17                             |               | 15.500.000              |
| 76%                | 213                                   | 4.109   | 2.352     | 6.461   | 16,25                          | 210           | 156.250.000             |
| 43%                | 73                                    | 1.261   | 899       | 2.160   | 944                            |               |                         |
| 95%                | 39                                    | 780     | 390       | 1.170   | 30                             | 36            | 23.250.000              |
| 64%                | 34                                    | 440     | 367       | 807     | 41                             | 31            | 15.500.000              |
| 77%                | 17                                    | 221     | 249       | 470     | 31                             | 38            | 9.500.000               |
| 92%                | 314                                   | 4.401   | 4.336     | 8.725   | 17                             |               | 168.500.000             |
| 100%               | 58                                    | 922     | 606       | 1.528   | 49                             | 58            | 43.500.000              |
| 100%               | 129                                   | 2.441   | 1.417     | 3.858   | 16                             | 129           | 80.750.000              |
| 86%                | 261                                   | 3.158   | 3.711     | 6.939   |                                |               | 408.000.000             |
| 86%                | 6.208                                 | 119.021 | 65.804    | 185.109 | 5.697                          | 4.707         | 3.456.917.029           |

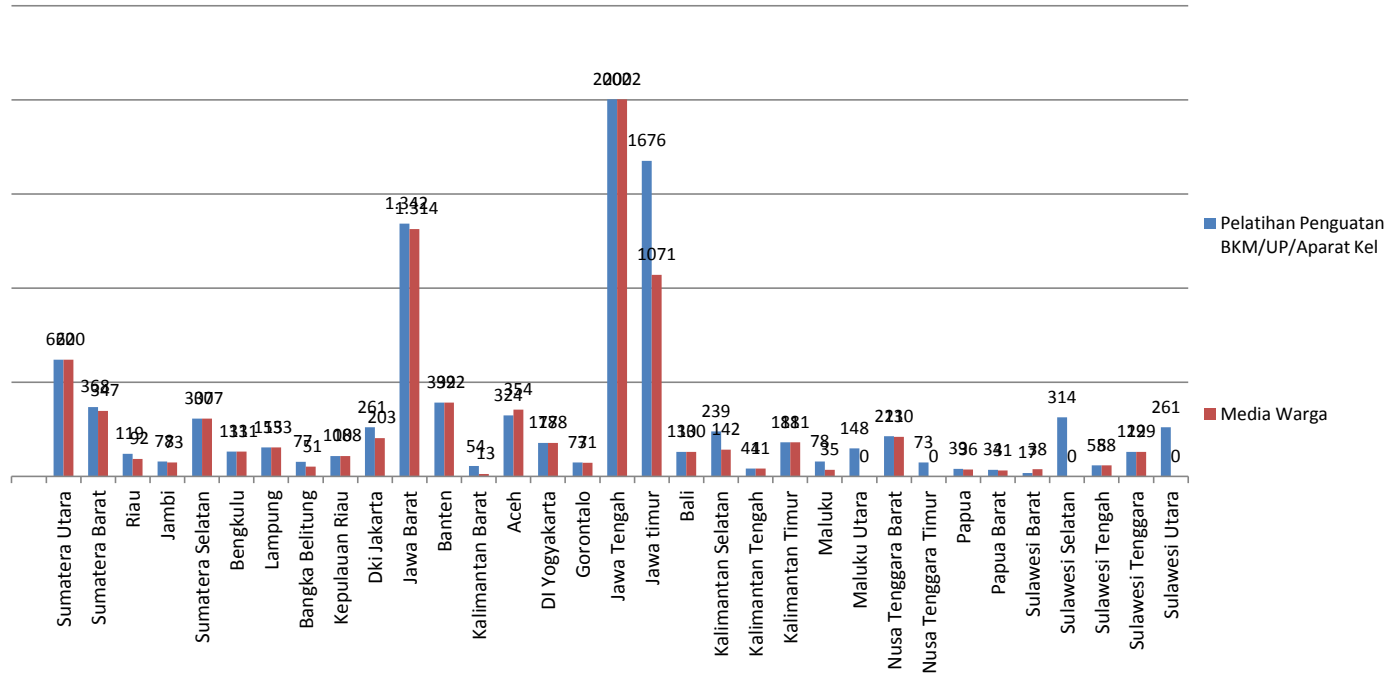
**% PEMANFAATAN DANA PELATIHAN WIL AYAH 1**



**% PEMANFAATAN DANA PELATIHAN WIL AYAH 2**



**Jumlah Kelurahan/Desa Yang Telah melakukan pelatihan dan media warga**



**Peserta Pelatihan Penguatan BKM/UP/Aparat Kel**

